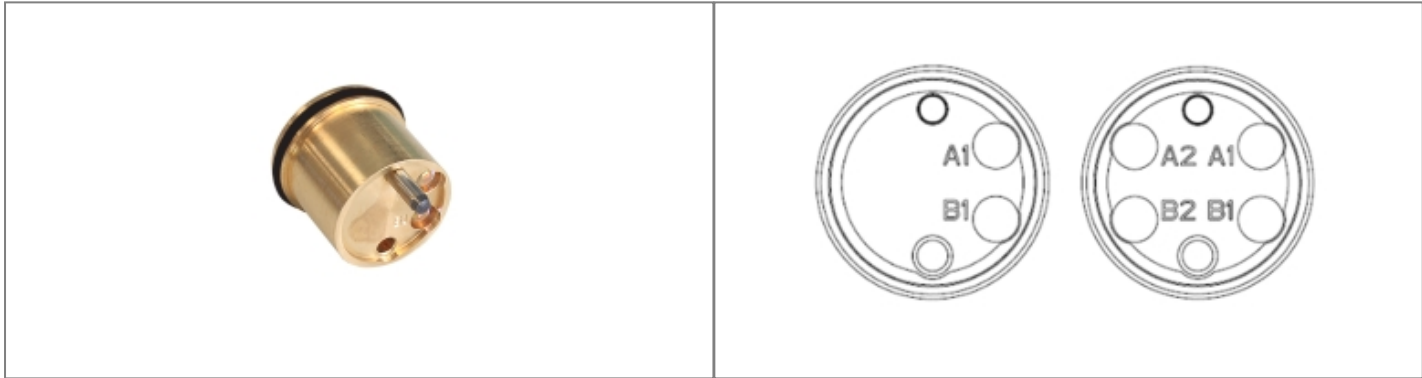







## Product Name // 2 Channel Insert

 [View Product Page](#)




### // Product Description:

-  2 Channel Insert
-  Designed to MIL-DTL83526D
-  Allows Plug, Jam Nut and Flange Mount to be re-terminated
-  Ferrules (termini) included to terminate the Fiber
-  Available in 4 Channel


### // General Information:

Product Display Title:	2 Channel Insert
Product Family:	Circular Fiber Connectors
Product Series:	5000 Series Expanded Beam
Max Insertion Loss:	<2dB
Avg Insertion Loss:	<1.5dB
Contact Type:	Expanded Beam
Fibre Mode:	MM
Function:	Accessory
Max Operating Temperature:	+80°C
Min Operating Temperature:	-50°C
Rohs Compliant:	Yes

**// Product PDF Links**

 [5000 Series Expanded Beam Product...](#)

**// Product 3D CAD Model Links**

 [PXEB52803D CAD Model](#)