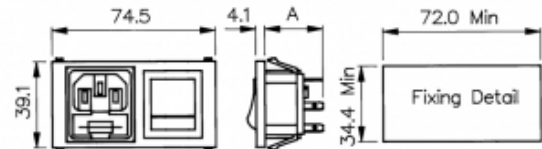


BZH01/A0130/12 Datasheet

**Product Name // Horizontal Power Entry Module 74.5mm
C14 Cold Condition Inlet Integral Single Fused (PF0011)
6.3mm Tab Termination A0130 Filter (1A PS21/A L/C v3)
Double Contact Illuminated Switch Green**

 [View Product Page](#)



BZH01/*****/** } A = 59.7 With Filter
 BZH02/*****/** } A = 27.4 Without Filter
 BZH15/*****/** } A = 59.7 With Filter
 BZH16/*****/** } A = 37.9 Without Filter
 Panel Thickness. 10, 15, 2.0, 3.0mm

// Product Description:

- ⊕ Horizontal Power Entry Module 62.7mm/74.5mm
- ⊕ C14 Cold Condition Inlet with integral fuseholder(s) depending on part code:
- ⊕ Part codes prefixed BZH01, BZH02: PF0011 Single Fused Inlet
- ⊕ Part codes prefixed BZH15, BZH16: PF0033 Twin Fused Inlet
- ⊕ Choice of Termination depending on part code:
- ⊕ Part codes prefixed BZH01, BZH15: 6.3mm Tab
- ⊕ Part codes prefixed BZH02, BZH16: 2.8mm Tab
- ⊕ Choice of mains filter depending on part code:
- ⊕ Part codes containing /Z0000 are unfiltered
- ⊕ Choice of mains filter options (part codes containing codes starting /A)
- ⊕ Choice of many other options as specified by individual part code, including indicators, illuminated switches, switch markings, etc


// General Information:

Product Display Title:	Horizontal Power Entry Module 62.7mm/74.5mm
Product Family:	IEC Connectors
Product Series:	Power Entry Modules
Current Max:	1A
Filter Type:	1A PS21/A L/C v3
Function:	C14 Inlets
Fuseholder Inlet Type:	Integral Single Fused
iec Connector Components:	None
iec Connector Mates With:	PF0011
iec Filter Options:	A0130
iec Horizontal Module Width:	74.5mm
iec Neon Colour:	Green
Inlet Type:	C14 Cold Condition Inlet
Switch Type:	Double Contact Illuminated
Voltage Max:	250V

// Product PDF Links


 [Power Entry Modules product data](#)

// Product 3D CAD Model Links

 [BZH01/A0130/123D CAD Model](#)



Have a question or project enquiry
you'd like to talk to us about?

 [Click Here To Contact Us](#)